

# Commerciale vehicle registrations 2023

Version 22-8-2024 I

## Table of content

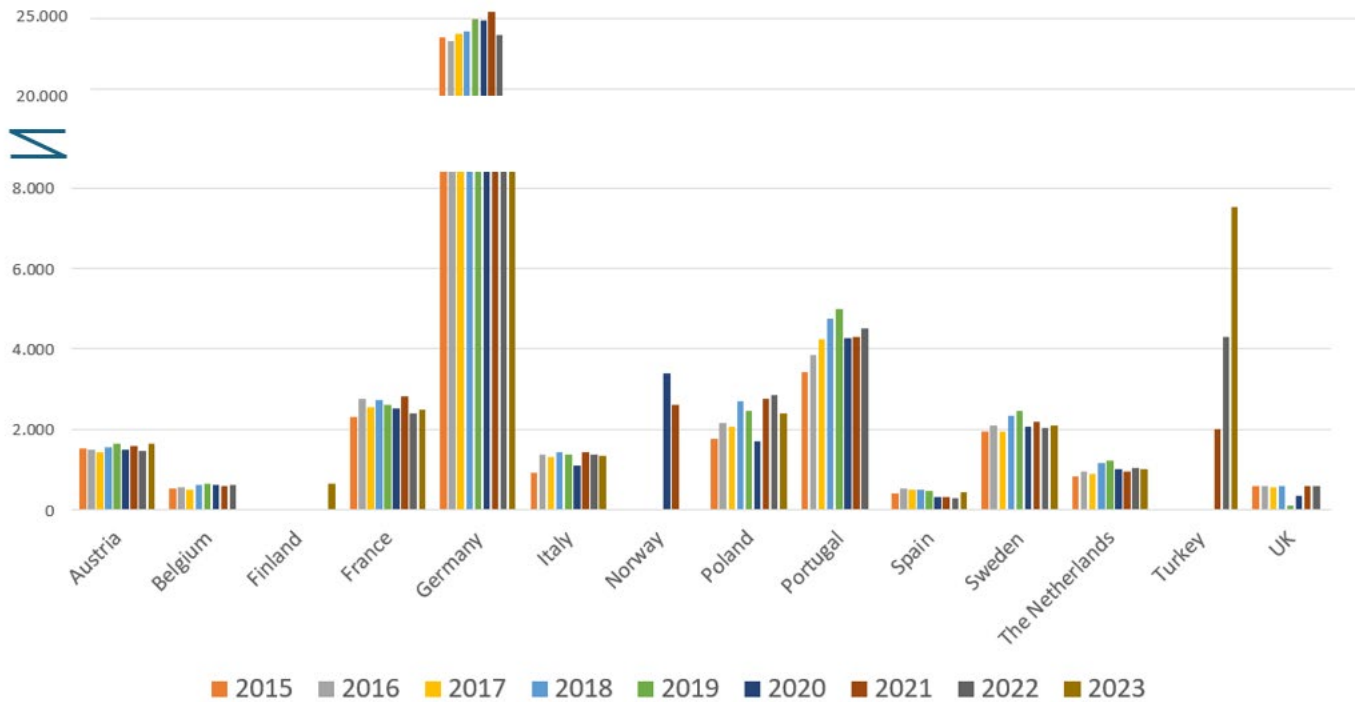
1. Registrations of trailers O3 and O4 .....	3
2. Registration of semi-trailers O3 and O4 .....	5
3. Registration of light commercial vehicles ( $\leq 3500$ kg) .....	7
4. Registration of heavy commercial vehicles ( $> 3500$ kg) .....	9

The data was provided by the members of CLCCR.  
RAI CarrosserieNL has processed the data in this publication.



# 1. Registrations of trailers O3 and O4

## Yearly registrations of trailers in 2015-2023



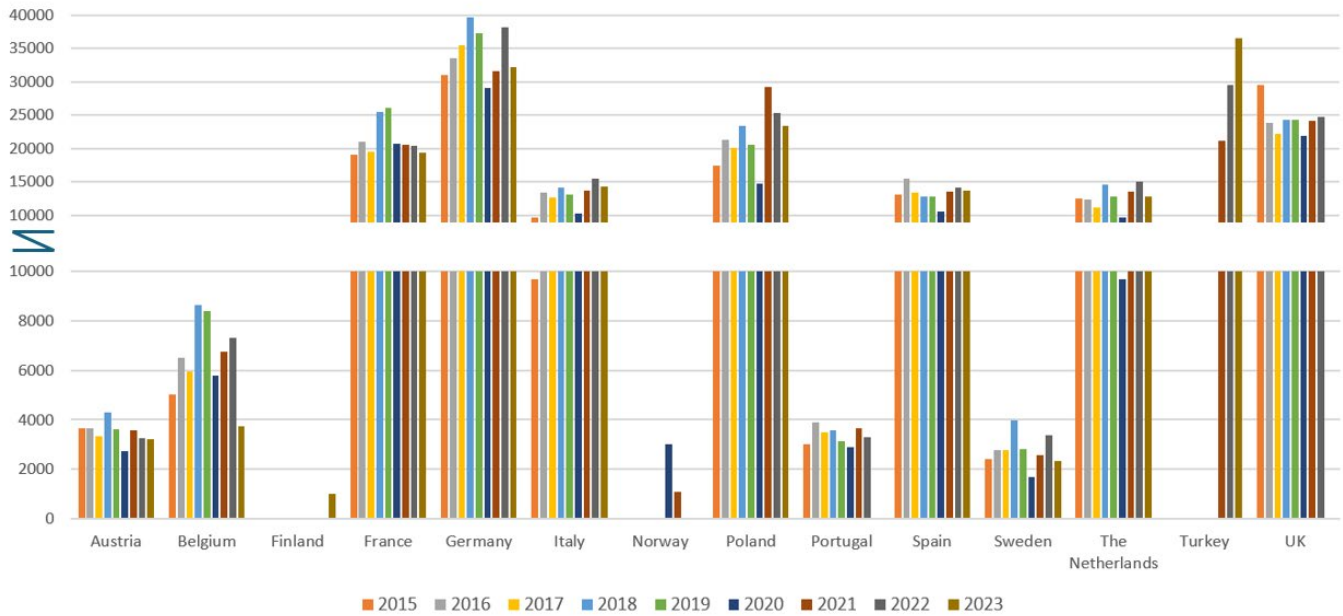
	2015	2016	2017	2018	2019	2020	2021	2022	2023
<b>Austria</b>	1.512	1.506	1.426	1.558	1.660	1.510	1.601	1.480	1.657
<b>Belgium</b>	532	560	492	626	661	627	588	626	7.266
<b>Finland</b>	-	-	-	-	-	-	-	-	666
<b>France</b>	2.323	2.771	2.557	2.744	2.626	2.530	2.824	2.405	2.490
<b>Germany</b>	23.603	23.387	23.888	24.083	24.911	24.856	25.445	23.803	-
<b>Italy</b>	914	1.385	1.305	1.428	1.386	1.109	1.424	1.369	1.356
<b>Norway</b>	-	-	-	-	-	3.385	2.609	-	-
<b>Poland</b>	1.766	2.170	2.083	2.690	2.453	1.718	2.771	2.839	2.404
<b>Portugal</b>	3.430	3.847	4.227	4.760	4.988	4.256	4.294	4.523	-
<b>Spain</b>	423	531	497	504	473	319	308	288	449
<b>Sweden</b>	1.943	2.084	1.953	2.334	2.450	2.069	2.186	2.030	2.104
<b>The Netherlands</b>	830	960	881	1.152	1.224	1.003	939	1.036	1.025
<b>Turkey</b>	-	-	-	-	-	-	1.996	4.288	7.516
<b>UK</b>	600	600	550	600	120	360	600	600	-
<b>Total</b>	<b>37.876</b>	<b>39.801</b>	<b>39.859</b>	<b>42.479</b>	<b>42.952</b>	<b>43.742</b>	<b>47.585</b>	<b>45.287</b>	<b>26.933</b>

## Monthly registrations of trailers in 2023

	<b>Jan.</b>	<b>Feb.</b>	<b>March</b>	<b>April</b>	<b>May</b>	<b>June</b>	<b>July</b>	<b>Aug.</b>	<b>Sep.</b>	<b>Oct.</b>	<b>Nov.</b>	<b>Dec.</b>
<b>Austria</b>	108	174	170	141	151	156	130	136	148	158	104	81
<b>Belgium</b>	554	568	756	627	588	738	636	529	613	642	562	453
<b>Finland</b>	56	56	56	56	56	56	50	50	50	69	60	51
<b>France</b>	203	210	244	197	197	233	240	117	185	211	207	246
<b>Italy</b>	85	110	122	82	157	119	132	89	112	127	128	93
<b>Poland</b>	223	186	265	147	204	276	159	184	197	194	213	156
<b>Spain</b>	37	30	31	24	37	44	55	19	49	66	38	19
<b>Sweden</b>	190	178	234	174	225	-	311	150	184	158	160	140
<b>The Netherlands</b>	105	72	118	83	63	87	95	50	108	75	100	69
<b>Turkey</b>	415	474	611	563	784	719	746	774	630	574	500	726
<b>Total</b>	<b>1.976</b>	<b>2.058</b>	<b>2.607</b>	<b>2.094</b>	<b>2.462</b>	<b>2.428</b>	<b>2.554</b>	<b>2.098</b>	<b>2.276</b>	<b>2.274</b>	<b>2.072</b>	<b>2.034</b>

## 2.Registration of semi-trailers O3 and O4

### Yearly registrations of semi-trailers in 2015-2023



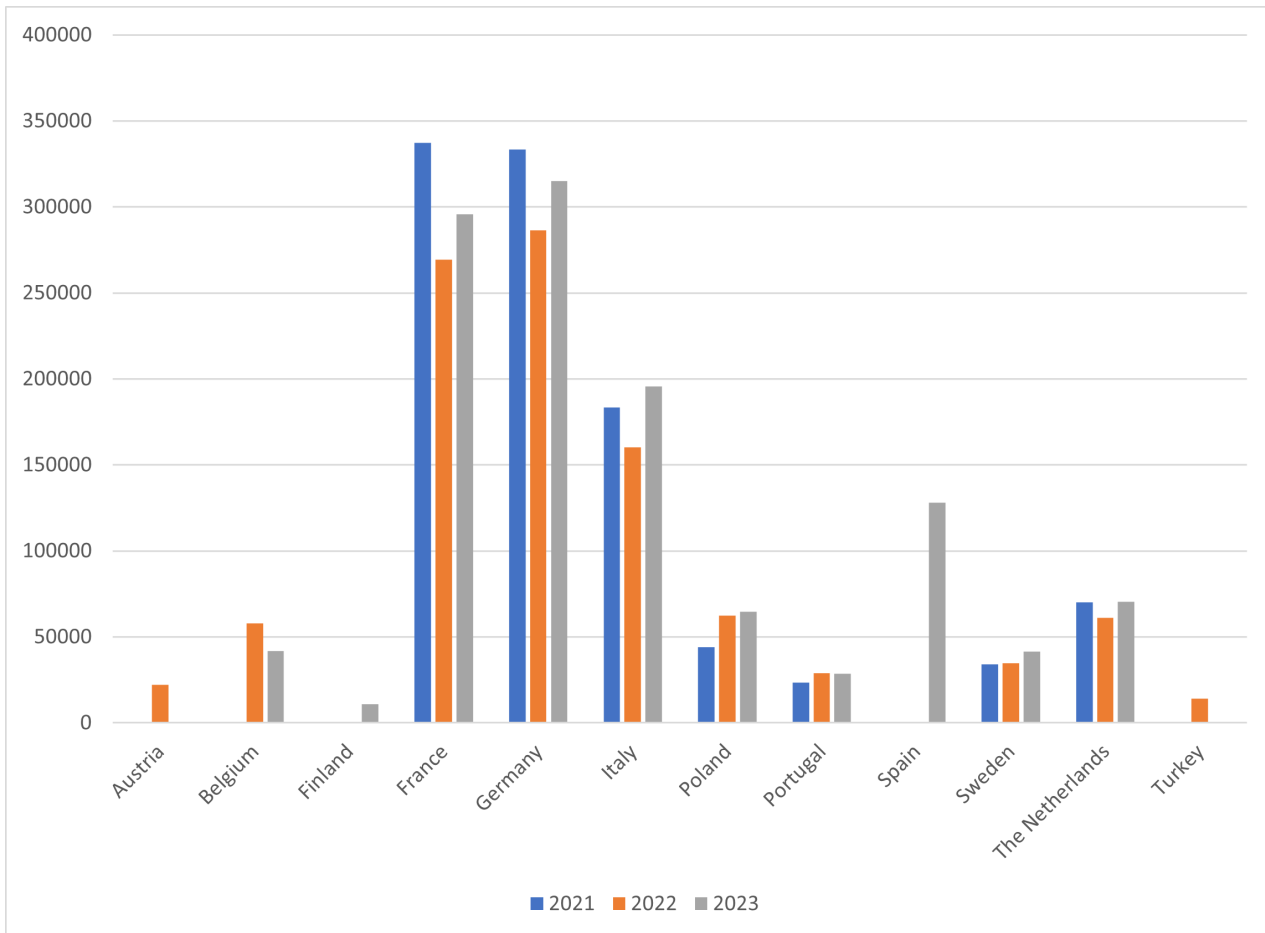
	2015	2016	2017	2018	2019	2020	2021	2022	2023
<b>Austria</b>	3.658	3.678	3.325	4.321	3.638	2.732	3.565	3.256	3.199
<b>Belgium</b>	5.036	6.530	5.956	8.657	8.382	5.796	6.761	7.299	3.739
<b>Finland</b>	-	-	-	-	-	-	-	-	1.002
<b>France</b>	19.119	20.990	19.535	25.502	26.111	20.625	20.477	20.467	19.353
<b>Germany</b>	31.039	33.609	35.543	39.647	37.348	28.996	31.603	38.201	32.145
<b>Italy</b>	9.697	13.435	12.604	14.081	13.030	10.241	13.688	15.415	14.194
<b>Norway</b>	-	-	-	-	-	2.998	1.072	-	-
<b>Poland</b>	17.378	21.352	20.057	23.430	20.512	14.727	29.286	25.386	23.454
<b>Portugal</b>	3.007	3.898	3.493	3.586	3.116	2.879	3.644	3.313	-
<b>Spain</b>	13.090	15.411	13.360	12.840	12.840	10.558	13.578	14.162	13.667
<b>Sweden</b>	2.422	2.794	2.794	3.971	2.813	1.689	2.562	3.365	2.325
<b>The Netherlands</b>	12.530	12.345	11.080	14.625	12.770	9.679	13.455	14.977	12.846
<b>Turkey</b>	-	-	-	-	-	-	21.193	29.441	36.521
<b>UK</b>	29.462	23.854	22.153	24.211	24.345	21.889	24.069	24.797	-
<b>Total</b>	<b>146.438</b>	<b>157.896</b>	<b>149.900</b>	<b>174.871</b>	<b>164.905</b>	<b>132.809</b>	<b>184.953</b>	<b>200.079</b>	<b>162.445</b>

## Monthly registrations of semi-trailers in 2023

	Jan.	Feb.	March	April	May	June	July	Aug.	Sep.	Oct.	Nov.	Dec.
<b>Austria</b>	353	335	365	325	356	293	288	178	244	197	179	86
<b>Belgium</b>	609	586	630	467	586	645	640	429	441	579	583	265
<b>Finland</b>	90	90	90	90	90	90	84	84	84	84	89	37
<b>France</b>	1.609	1.632	1.976	1.458	1.590	2.093	1.916	937	1.634	1.641	1.472	1.395
<b>Germany</b>	3.104	3.113	3.532	2.580	3.101	3.151	2.438	2.391	2.444	2.059	2.412	1.820
<b>Italy</b>	1.279	1.221	1.589	1.051	1.309	1.253	1.211	863	1.209	1.133	1.304	772
<b>Poland</b>	1.642	2.043	2.635	2.189	2.107	2.253	2.034	1.582	1.833	2.041	1.906	1.189
<b>Spain</b>	1.214	1.112	1.275	924	1.312	1.022	1.099	571	1.050	1.547	1.854	687
<b>Sweden</b>	217	215	257	152	167		344	137	143	239	288	166
<b>The Netherlands</b>	1.741	1.432	1.297	1.177	1.005	1.229	959	732	1.008	950	889	427
<b>Turkey</b>	3.786	2.919	4.150	3.510	3.870	2.893	3.005	2.745	2.473	2.462	2.507	2.201
<b>Total</b>	<b>15.644</b>	<b>14.698</b>	<b>17.796</b>	<b>13.923</b>	<b>15.493</b>	<b>14.922</b>	<b>14.018</b>	<b>10.649</b>	<b>12.563</b>	<b>12.932</b>	<b>13.483</b>	<b>9.045</b>

## 3.Registration of light commercial vehicles (≤ 3500 kg)

Yearly registrations of light commercial vehicles (≤ 3500 kg) in 2021 - 2023



	2021	2022	2023
<b>Austria</b>	-	22.069	-
<b>Belgium</b>	-	57.909	41.819
<b>Finland</b>	-	-	11.023
<b>France</b>	337387	269.324	295.727
<b>Germany</b>	333448	286.447	315.130
<b>Italy</b>	183410	160.114	195.618
<b>Poland</b>	44087	62.238	64.522
<b>Portugal</b>	23541	28.790	28.523
<b>Spain</b>	-	-	128.188
<b>Sweden</b>	34111	34.626	41.364
<b>The Netherlands</b>	70087	60.952	70.462
<b>Turkey</b>	-	14.005	-
<b>Total</b>	<b>1.026.071</b>	<b>996.474</b>	<b>1.192.376</b>

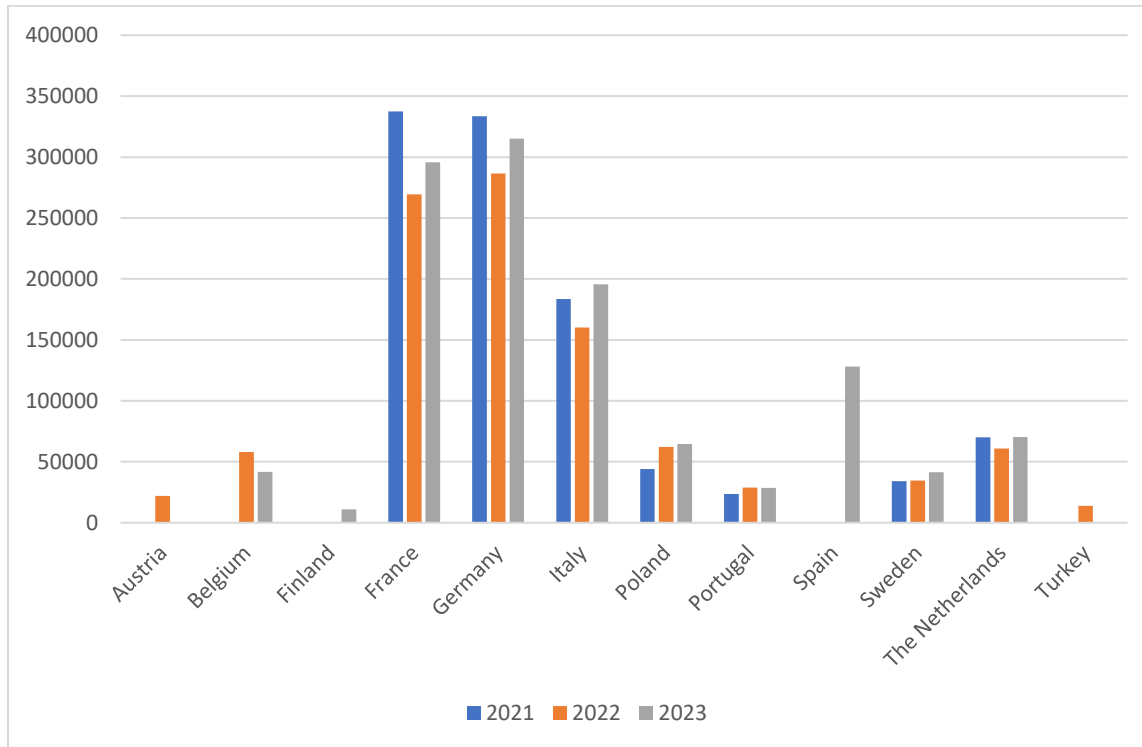
## Monthly registrations of light commercial vehicles ( $\leq 3500$ kg) in 2023

	Jan.	Feb.	March	April	May	June	July	Aug.	Sep.	Oct.	Nov.	Dec.
<b>Belgium</b>	3.323	3.355	4.283	3.385	3.790	4.325	3.080	3.228	3.434	3.679	3.301	2.636
<b>Finland</b>	855	782	909	805	1.169	1.178	667	973	1.139	816	870	860
<b>France</b>	21.183	20.824	28.362	22.652	23.126	32.277	22.012	16.296	25.680	26.695	26.848	29.772
<b>Germany</b>	21.951	23.921	32.423	23.978	29.228	29.364	27.314	27.914	24.357	24.311	26.734	23.635
<b>Italy</b>	13.191	14.743	18.976	13.563	17.274	16.942	16.407	10.896	17.564	19.415	19.108	17.539
<b>Poland</b>	5.170	4.787	5.871	4.141	5.538	6.035	5.334	4.970	5.458	5.461	5.477	6.280
<b>Portugal</b>	2.186	2.036	2.429	1.650	2.244	3.172	2.159	1.912	2.408	2.416	2.606	3.305
<b>Spain</b>	8.402	8.971	11.768	9.558	10.774	12.611	11.390	8.017	9.414	12.830	13.058	11.395
<b>Sweden</b>	2.135	2.853	3.595	3.219	3.814	-	5.584	3.931	4.209	4.065	3.777	4.182
<b>The Netherlands</b>	6.379	6.105	6.893	5.010	5.701	8.343	5.087	5.363	5.679	5.673	5.648	4.581
<b>Total</b>	<b>84.775</b>	<b>88.377</b>	<b>115.509</b>	<b>87.961</b>	<b>102.658</b>	<b>114.247</b>	<b>99.034</b>	<b>83.500</b>	<b>99.342</b>	<b>105.361</b>	<b>107.427</b>	<b>104.185</b>



## 4.Registration of heavy commercial vehicles (> 3500 kg)

### Yearly registrations of heavy commercial vehicles (>3500 kg) in 2021 - 2023



	2021	2022	2023
<b>Austria</b>	-	3.131	-
<b>Belgium</b>	-	8.470	8.494
<b>Finland</b>	-	-	3.949
<b>France</b>	21.053	18.590	20.313
<b>Germany</b>	61.161	54.053	64.093
<b>Italy</b>	25.223	25.223	28.885
<b>Poland</b>	32.684	34.905	35.502
<b>Portugal</b>	5.500	4.850	6.923
<b>Spain</b>	21.430	23.302	24.963
<b>Sweden</b>	6.825	7.164	6.912
<b>The Netherlands</b>	12.029	13.529	16.526
<b>Turkey</b>	-	22.584	43.961
<b>UK</b>	36.807	40.716	-
<b>Total</b>	<b>222.712</b>	<b>256.517</b>	<b>260.521</b>

### Monthly registrations of heavy commercial vehicles (>3500 kg) in 2023

	Jan.	Feb.	March	April	May	June	July	Aug.	Sep.	Oct.	Nov.	Dec.
<b>Belgium</b>	757	647	807	697	831	830	683	1.068	477	640	639	418
<b>Finland</b>	395	299	338	313	361	407	262	557	221	285	263	248
<b>France</b>	1.680	1.587	2.131	1.776	1.735	2.299	2.367	1.821	631	1.078	1.435	1.773
<b>Germany</b>	4.574	4.796	6.288	5.021	5.782	6.292	5.880	8.123	3.962	4.412	4.762	4.201
<b>Italy</b>	2.586	2.207	2.640	1.994	2.966	2.790	2.796	2.567	1.613	2.236	2.616	1.874
<b>Poland</b>	2.486	2.697	3.415	2.587	2.945	3.184	3.087	4.049	2.146	2.843	3.081	2.982
<b>Portugal</b>	572	351	639	398	555	516	500	723	441	615	906	707
<b>Spain</b>	2.426	1.795	2.502	1.881	2.214	2.022	2.826	2.392	794	2.178	2.283	1.650
<b>Sweden</b>	583	608	741	596	753	-	1.022	811	284	436	525	553
<b>The Netherlands</b>	1.630	1.296	1.616	1.281	1.446	1.435	1.432	2.013	1.160	1.127	1.197	893
<b>Total</b>	<b>22.757</b>	<b>19.339</b>	<b>25.630</b>	<b>20.387</b>	<b>23.956</b>	<b>22.898</b>	<b>24.660</b>	<b>27.631</b>	<b>15.187</b>	<b>19.270</b>	<b>21.098</b>	<b>17.708</b>