

Commerciale vehicle registrations January – June 2024

Version 18-9-2024

Table of content

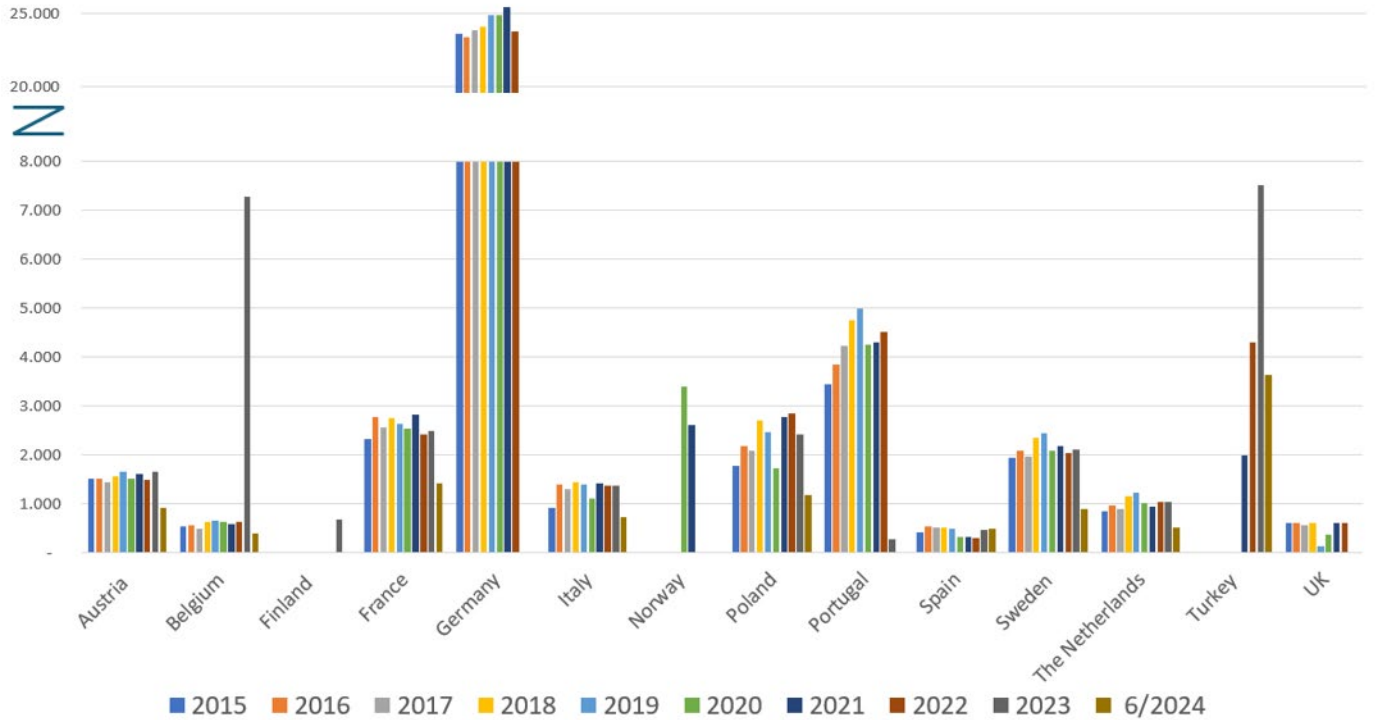
1. Registrations of trailers O3 and O4	3
2. Registration of semi-trailers O3 and O4	5
3. Registration of light commercial vehicles (≤ 3500 kg)	7
4. Registration of heavy commercial vehicles (> 3500 kg)	9

The data was provided by the members of CLCCR.
RAI CarrosserieNL has processed the data in this publication.



1. Registrations of trailers O3 and O4

Yearly registrations of trailers in 2015 - 6/2024



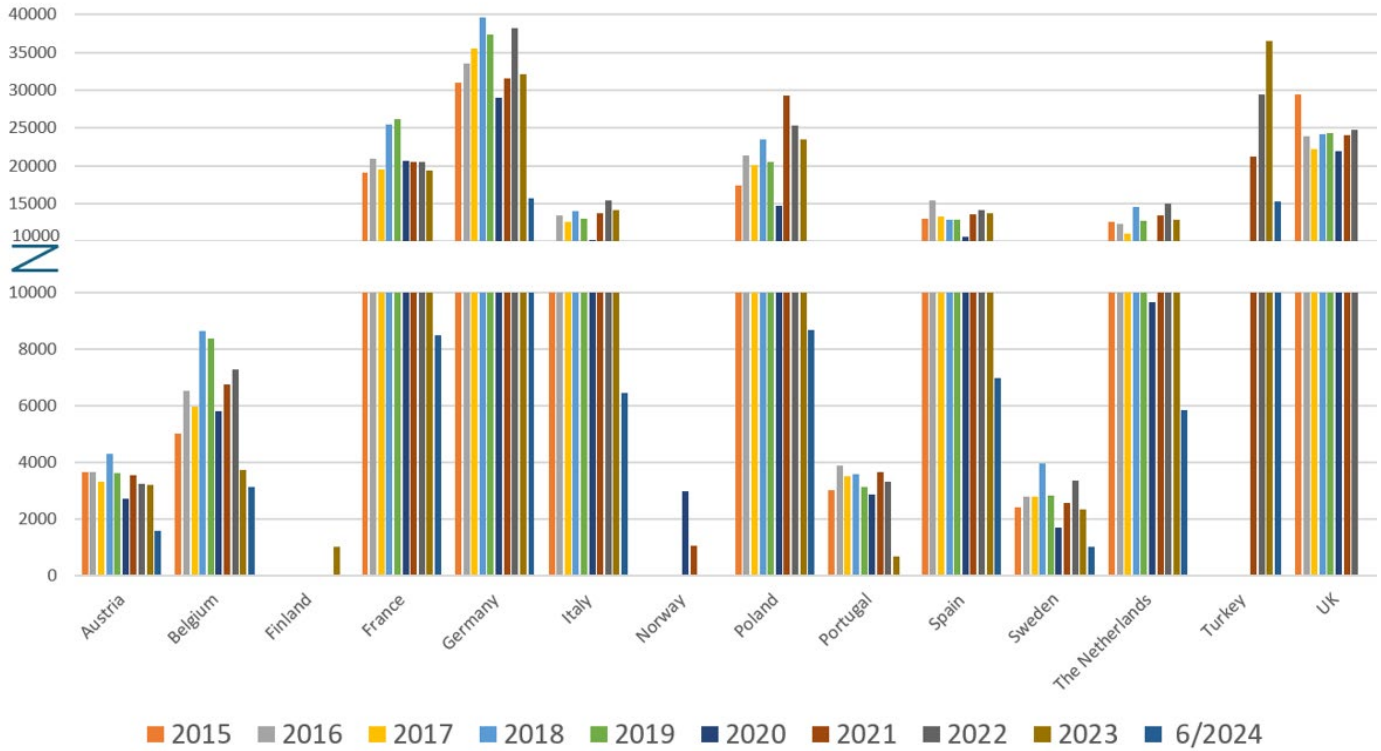
	2015	2016	2017	2018	2019	2020	2021	2022	2023	6/2024
Austria	1.512	1.506	1.426	1.558	1.660	1.510	1.601	1.480	1.657	921
Belgium	532	560	492	626	661	627	588	626	7.266	392
Finland	-	-	-	-	-	-	-	-	666	-
France	2.323	2.771	2.557	2.744	2.626	2.530	2.824	2.405	2.490	1.418
Germany	23.603	23.387	23.888	24.083	24.911	24.856	25.445	23.803	-	-
Italy	914	1.385	1.305	1.428	1.386	1.109	1.424	1.369	1.356	715
Norway	-	-	-	-	-	3.385	2.609	-	-	-
Poland	1.766	2.170	2.083	2.690	2.453	1.718	2.771	2.839	2.404	1.179
Portugal	3.430	3.847	4.227	4.760	4.988	4.256	4.294	4.523	264	-
Spain	423	531	497	504	473	319	308	288	449	477
Sweden	1.943	2.084	1.953	2.334	2.450	2.069	2.186	2.030	2.104	892
The Netherlands	830	960	881	1.152	1.224	1.003	939	1.036	1.025	511
Turkey	-	-	-	-	-	-	1.996	4.288	7.516	3.625
UK	600	600	550	600	120	360	600	600	-	-
Total	37.876	39.801	39.859	42.479	42.952	43.742	47.585	45.287	26.933	10.130

Monthly registrations of trailers in 2024

	Jan.	Feb.	March	April	May	June
Austria	108	110	162	177	144	220
Belgium	60	77	47	55	53	59
France	224	231	250	212	215	286
Italy	105	117	109	115	130	139
Poland	162	185	185	222	183	242
Spain	73	73	74	90	67	100
Sweden	129	109	175	183	177	119
The Netherlands	71	87	79	97	94	83
Turkey	489	612	603	558	800	563
Total	1.421	1.601	1.684	1.709	1.863	1.811

2.Registration of semi-trailers O3 and O4

Yearly registrations of semi-trailers in 2015-6/2024



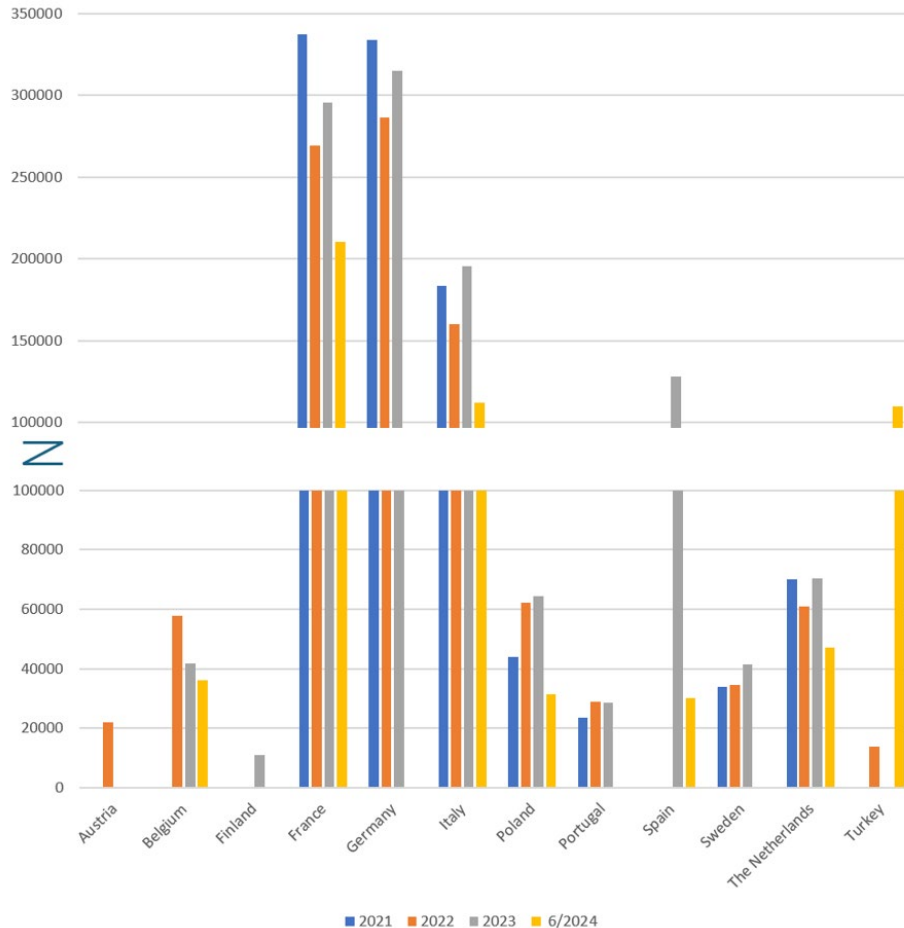
	2015	2016	2017	2018	2019	2020	2021	2022	2023	6/2024
Austria	3.658	3.678	3.325	4.321	3.638	2.732	3.565	3.256	3.199	1.602
Belgium	5.036	6.530	5.956	8.657	8.382	5.796	6.761	7.299	3.739	3.129
Finland	-	-	-	-	-	-	-	-	1.002	-
France	19.119	20.990	19.535	25.502	26.111	20.625	20.477	20.467	19.353	8.494
Germany	31.039	33.609	35.543	39.647	37.348	28.996	31.603	38.201	32.145	15.653
Italy	9.697	13.435	12.604	14.081	13.030	10.241	13.688	15.415	14.194	6.449
Norway	-	-	-	-	-	2.998	1.072	-	-	-
Poland	17.378	21.352	20.057	23.430	20.512	14.727	29.286	25.386	23.454	8.695
Portugal	3.007	3.898	3.493	3.586	3.116	2.879	3.644	3.313	671	-
Spain	13.090	15.411	13.360	12.840	12.840	10.558	13.578	14.162	13.667	6.989
Sweden	2.422	2.794	2.794	3.971	2.813	1.689	2.562	3.365	2.325	1.035
The Netherlands	12.530	12.345	11.080	14.625	12.770	9.679	13.455	14.977	12.846	5.860
Turkey	-	-	-	-	-	-	21.193	29.441	36.521	15.220
UK	29.462	23.854	22.153	24.211	24.345	21.889	24.069	24.797	-	-
Total	146.438	157.896	149.900	174.871	164.905	132.809	184.953	200.079	162.445	73.718

Monthly registrations of semi-trailers in 2024

	Jan.	Feb.	March	April	May	June
Austria	233	177	239	256	265	432
Belgium	592	414	493	466	462	702
France	1.347	1.382	1.402	1.490	1.299	1.574
Germany	2.918	2.727	2.550	2.403	2.065	2.990
Italy	1.089	857	987	1.032	1.176	1.308
Poland	1.386	1.370	1.596	1.411	1.310	1.622
Spain	1.447	1.233	924	1.273	1.051	1.061
Sweden	106	114	143	279	183	210
The Netherlands	1.055	874	1.057	886	887	1.101
Turkey	2.944	3.029	2.756	2.004	2.666	1.821
Total	13.117	12.177	12.147	11.500	11.364	12.821

3.Registration of light commercial vehicles (≤ 3500 kg)

Yearly registrations of light commercial vehicles (≤ 3500 kg) in 2021 – 6/2024



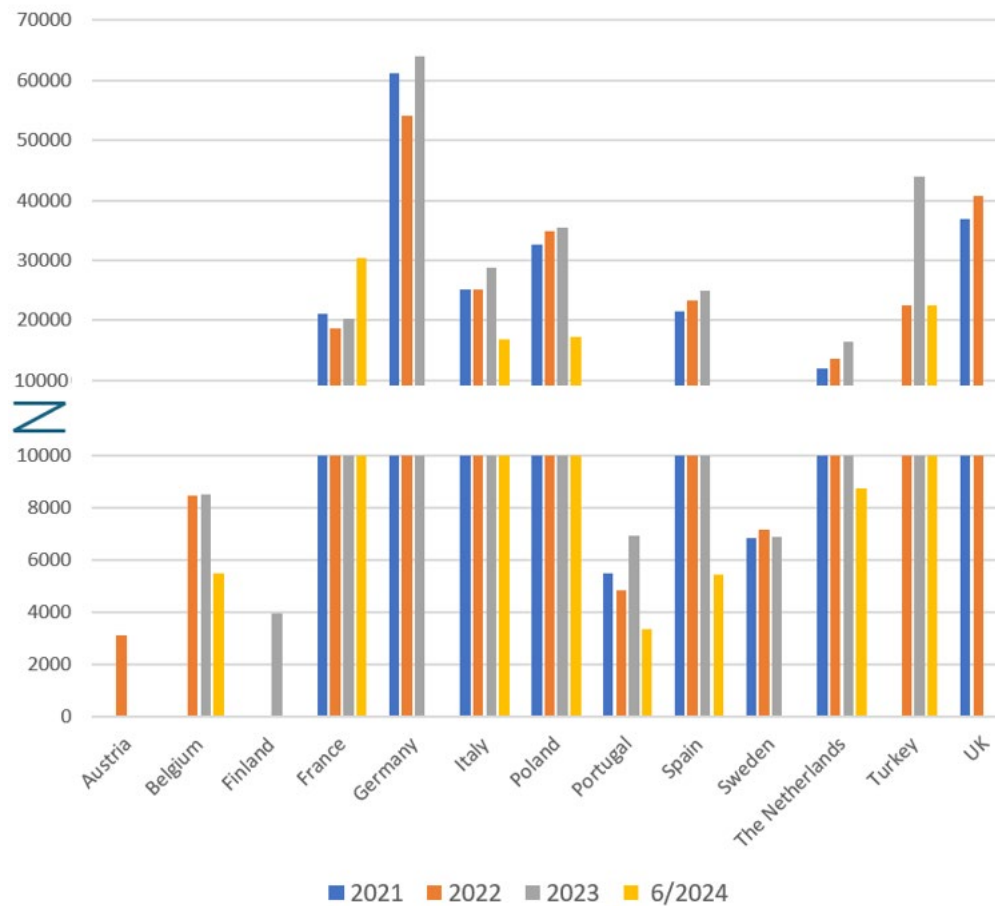
	2021	2022	2023	6/2024
Austria	-	22.069	-	-
Belgium	-	57.909	41.819	36.039
Finland	-	-	11.023	-
France	337.387	269.324	295.727	-
Germany	333.448	286.447	315.130	-
Italy	183.410	160.114	195.618	111.901
Poland	44.087	62.238	64.522	31.542
Portugal	23.541	28.790	28.523	-
Spain	-	-	128.188	30.277
Sweden	34.111	34.626	41.364	-
The Netherlands	70.087	60.952	70.462	47.216
Turkey	-	14.005	-	109.521
Total	1.026.071	996.474	1.163.853	593.954

Monthly registrations of light commercial vehicles (≤ 3500 kg) in 2024

	Jan.	Feb.	March	April	May	June
Austria						
Belgium	6.372	5.841	6.030	5.459	5.191	7.146
Italy	17.950	18.079	20.272	16.465	18.502	20.633
Poland	5.170	4.787	5.871	4.141	5.538	6.035
Spain	4.009	4.512	5.081	5.594	5.237	5.844
The Netherlands	6.735	6.900	8.655	7.696	8.086	9.144
Turkey	26.980	18.279	19.618	13.915	17.476	13.253
Total	97.797	91.426	105.693	90.226	93.798	115.014

4.Registration of heavy commercial vehicles (> 3500 kg)

Yearly registrations of heavy commercial vehicles (>3500 kg) in 2021 – 6/2024



	2021	2022	2023	6/2024
Austria	-	3.131	-	-
Belgium	-	8.470	8.494	5.484
Finland	-	-	3.949	-
France	21.053	18.590	20.313	30.419
Germany	61.161	54.053	64.093	-
Italy	25.223	25.223	28.885	16.767
Poland	32.684	34.905	35.502	17.314
Portugal	5.500	4.850	6.923	-
Spain	21.430	23.302	24.963	5.446
Sweden	6.825	7.164	6.912	-
The Netherlands	12.029	13.529	16.526	8.729
Turkey	-	22.584	43.961	22.448
UK	36.807	40.716	-	-
Total	222.712	256.517	253.598	109.975

Monthly registrations of heavy commercial vehicles (>3500 kg) in 2024

	Jan.	Feb.	March	April	May	June
Belgium	1.013	854	906	825	768	1.118
Italy	2.964	2.315	2.604	2.348	3.092	3.444
Poland	2.486	2.697	3.415	2.587	2.945	3.184
Spain	818	863	800	1.011	870	1.084
The Netherlands	1.664	1.286	1.503	1.511	1.387	1.378
Turkey	5.100	3.947	3.981	3.057	4.007	2.356
Total	19.652	17.163	18.667	17.016	18.128	19.349